

SONY®



PCS Series

Family Catalog

IPELA™

IPELA

Stunning video and audio brought to you by the **IPELA** series of visual communication products that encompass the three-pronged concept of "Reality," "Intelligence," and "Usability." **IPELA** is the identity symbolizing the Sony vision for the workplace of the future, connecting people, places, and information with reality that has never before been achieved. **IPELA** products let you share ideas and dreams as if you are collocated when your counterpart is half-way around the world, experiencing images as if you are actually there.

Real audiovisual communication over networks – this is business communication of the future, this is business communication brought to you today, this is **IPELA**

A New Generation of Visual Communication Bringing People Closer Together – From High-definition Professional Solutions to Personal Desktop Systems

Visual communication systems continue to improve to meet the evolving needs of demanding users and to make the best use of cutting-edge technologies. Sony has a long history of developing state-of-the-art visual communication systems that make it possible for users to communicate more effectively regardless of location or distance. And now, utilizing the very latest technologies, Sony is defining a new era of visual communication.

From the breathtaking high-definition (HD) video of its flagship model to the 4CIF video of its high-end systems, the Sony PCS Series offers superb video quality across the line.






This incredible video, along with the sophisticated MPEG-4 AAC audio that is available on all models, takes your visual communication experience to a new level. With useful features such as multi-point visual communications, robust QoS support, a secure encryption function, and easy setup and intuitive operation, the PCS Series is an ideal visual communication tool that meets the needs of professional users.

The PCS Series is already widely used as a powerful business communication tool worldwide. Each model in the PCS Series has been designed for specific applications and can be used in a number of locations. From large conference rooms and auditoriums to executive offices, SOHOs, small offices, meeting spaces, or even on your desktop, the PCS Series has the right model for your application. Not only can you cut down the time and cost associated with traveling to meetings, but because you can grasp your visual communication counterpart's expressions, gestures, and voice tones, you can communicate as if you were meeting face-to-face in the same room.

The Sony PCS Series is a powerful visual communication tool for today and tomorrow. These systems can satisfy your uncompromising requirements whether you are a large enterprise or a small business, in market sectors ranging from government, education, broadcast, medical education, financial, and more. The PCS Series – a new generation of visual communication systems.



PCS SERIES PRODUCTS

Model Name	PCS-HG90	PCS-G70S	PCS-G50	PCS-I	PCS-TL33
					
The Flagship HD Model	High-end Model	High-performance Standard Model	Entry Model	All-in-one Business Personal Model	
Ideal for use in Broadcast Interviews, Telepresence, Medical Applications, Distance Learning, and for Communicating/Displaying Detailed Designs in business.	Ideal for most videoconferencing applications for use in boardrooms, large venue meeting halls, and more.	Ideal for use in medium-sized conference rooms for a number of applications, such as corporate conferences and distance learning.	Incorporates versatile functions in a small and lightweight body. Also, its small size allows for custom installations.	Built-in camera, display, speakers and microphone in a compact body. Ideal for business personal video communication and Kiosks.	
Main features					
Type	HD Videoconferencing System	Room Integration Videoconferencing Systems		Set-top Videoconferencing System	Desktop Videoconferencing System
Camera	–	–	Supplied	–	Integrated
Microphone(s)	–	–	–	Integrated	–
Speakers	–	–	–	–	Integrated
Monitor	–	–	–	–	Integrated
Video Resolution	1080 x 60i, 1080 x 50i, 720 x 60p, 720 x 30p*	SQCIF (reception only), QCIF, CIF, 4CIF (H.263 only), Interlaced SIF (H.263 or H.264)		QCIF, CIF, Interlaced SIF	QCIF, CIF
H.264 Video Codec Support	<input type="radio"/>	<input type="radio"/>	<input type="radio"/>	<input type="radio"/>	<input type="radio"/>
MPEG-4 AAC Audio Codec Support	<input type="radio"/>	<input type="radio"/>	<input type="radio"/>	<input type="radio"/>	<input type="radio"/>
Network					
IP	512 kb/s to 8192 kb/s	56 kb/s to 4096 kb/s		56 kb/s to 1920 kb/s	64 kb/s to 2048 kb/s
ISDN	–	56 kb/s to 1920 kb/s		56 kb/s to 768 kb/s	–
Multi-Point Capability	<input type="radio"/> Up to 4 Sites of Video and Audio Full Screen Display Only (broadcast or voice activated mode)	<input type="radio"/> Up to 6 Sites (Max. 10 sites with IP connection between base units)			–
Speed matching	–	<input type="radio"/>	<input type="radio"/>	–	–
Site-Name Display	<input type="radio"/>	<input type="radio"/>	<input type="radio"/>	<input type="radio"/>	<input type="radio"/>
Advanced Encryption Standard (AES)					
H.235, Sony Proprietary	H.235 only	<input type="radio"/>	<input type="radio"/>	<input type="radio"/>	<input type="radio"/>
H.233, H.234	–	<input type="radio"/>	<input type="radio"/>	<input type="radio"/>	–
Quality of Service (QoS)					
Forward Error Correction	<input type="radio"/>	<input type="radio"/>	<input type="radio"/>	–	–
Adaptive Rate Control	<input type="radio"/>	<input type="radio"/>	<input type="radio"/>	<input type="radio"/>	<input type="radio"/>
Real-time Auto Repeat reQuest	<input type="radio"/>	<input type="radio"/>	<input type="radio"/>	<input type="radio"/>	<input type="radio"/>
H.239					
Video and Presentation Data Sharing (sending presentation data is possible with an optional data solution box/module)	–	<input type="radio"/> (XGA input/output with PCSA-DSB1S)			<input type="radio"/> (XGA input/output with PCSA-DSM1)
Dual Live Video Stream	–	<input type="radio"/>	Reception Only	–	–
Memory Stick Media					
Audio/Video Recording	–	<input type="radio"/>	<input type="radio"/>	–	–
Data Storing (address book/still Images)	<input type="radio"/>	<input type="radio"/>	<input type="radio"/>	<input type="radio"/>	<input type="radio"/>
Other Features					
Split Picture Sending	<input type="radio"/>	<input type="radio"/>	–	–	–
Audio/Video Streaming	–	<input type="radio"/>	<input type="radio"/>	–	–
2-Monitor OUT	<input type="radio"/>	<input type="radio"/>	<input type="radio"/>	<input type="radio"/>	<input type="radio"/> (XGA output with PCSA-DSM1)
3-Monitor OUT	–	<input type="radio"/> Far-end, Near-end, Presentation Data	–	–	–
5-Monitor OUT	–	<input type="radio"/> Multi-Point Display OUT for Far-end Sites	–	–	–
Tracking Camera Support	–	<input type="radio"/>	–	–	–
Screen Layout	P-in-P/P-and-P (incl. side-by-side)	P-in-P/P and P (incl. side-by-side)		P-in-P	P-in-P/P-and-P (incl. side-by-side, 3-window display)
3CCD Camera Support	<input type="radio"/>	<input type="radio"/>	<input type="radio"/>	–	–
Application	Broadcast Interviews, Telepresence, Medical Applications, Distance Learning, and for Communicating/Displaying Detailed Designs in Business	Large Conference Rooms, Auditoriums, Executive Conference Rooms	Small to Medium-sized Conference Rooms	Small Conference Rooms, Custom Installations	Personal Use (desktop), SOHOs, Remote Offices and Kiosks

* The PCS-HG90 codec processes video at a 720/60p or 720/30p.

High-definition Visual Communication System – The Flagship PCS-HG90

Achieving Superb Audio and Video Quality, and Producing True Lifelike Color, the High-Definition PCS-HG90 Is Ideal For Dynamic Solutions Such as Live Interview Broadcasts, Telepresence, Product Design Conferences, and Distance-Learning Applications Including Medical Education.

Stunning High-definition (HD) Images

Using the H.264 video codec, the PCS-HG90 can accept full HD 1080i video signals and process them at 720/60p to transmit high-definition video to far-end sites. This incredible system produces realistic and true-to-life images even on large-screen displays.

Superb-quality, Lifelike Stereo Sound

The PCS-HG90 features clear and natural-sounding audio thanks to its wide frequency range of up to 22 kHz using MPEG-4 AAC (Advance Audio Coding). What's more, using AUX audio inputs, the unit can support an even wider frequency range of up to 44 kHz, to provide superb-quality audio from a number of different sound sources.

Professional Interfaces

The PCS-HG90 comes equipped with HD-SDI terminals for video and XLR terminals for audio. These professional interfaces allow system integrators to design solutions for almost any application.

Intelligent QoS Function

In order to handle the large amounts of data associated with HD video, the PCS-HG90 adopts an Intelligent QoS™ function, which efficiently utilizes the following QoS features: ARC, ARQ, and FEC. This advanced QoS function allocates the amount of ARQ, FEC, and video data intelligently based on the bandwidth available. Also, FEC is performed with larger FEC blocks and the number of parity packets is adjusted as required.

Other Features

- Secure Videoconferencing (ITU-T H.235 Advanced Encryption Standard)
- Memory Stick® Media Support
- Multiple Display Modes
- Easy to Use Remote Commander® Unit/Intuitive GUI



Standard-definition Visual Communication Systems – PCS-G70, PCS-G50, PCS-1, and PCS-TL33

High-quality Video

PCS-G70 PCS-G50 PCS-1 PCS-TL33

Adopting the H.263 video codec/4CIF format¹⁾, image resolution comparable to that of standard TV broadcasts can be produced. The H.264 video codec can also be selected to provide high-quality images when bandwidth is limited.

¹⁾ PCS-G70 and PCS-G50 only.

High-quality Audio

PCS-G70 PCS-G50 PCS-1 PCS-TL33

The PCS Series reproduces clear and natural-sounding audio using MPEG-4 AAC (Advanced Audio Coding). And a built-in echo cancellation system minimizes unwanted echoes during a videoconference.

Data-sharing Capabilities

PCS-G70 PCS-G50 PCS-1

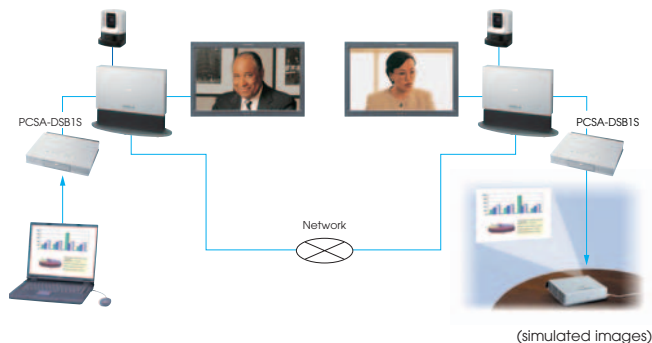
With the optional Data Solution Box (PCSA-DSB1S), the PCS Series is capable of sending and receiving² any image that can be displayed on a PC (known as "presentation data") in native XGA resolution during a videoconference.

² Sending presentation data requires the optional DSB. The unit can receive presentation data without the DSB; however, it will receive the data at a higher refresh rate with the DSB.

PCS-TL33

With the optional Data Solution Module (PCSA-DSM1S), the PCS-TL33 is capable of sending and receiving³ "presentation data" in native XGA resolution during a videoconference.

³ Sending presentation data requires the optional DSM. The unit can receive presentation data without the DSM; however, it will receive the data at a higher refresh rate with the DSM.



Secure Videoconferencing

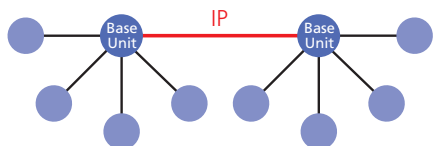
PCS-G70 PCS-G50 PCS-1 PCS-TL33

Secure videoconferencing over a network is possible because the PCS Series supports 128-bit encryption. The PCS Series offers two encryption modes, one that complies with the ITU-T H.235 standard, which allows encrypted communication with other H.235 compliant systems, and another that is Sony proprietary, which is ideal when connecting to other PCS Series systems and provides an authentication function.

Multi-point Videoconferencing at up to 10 sites

PCS-G70 PCS-G50 PCS-1

Using optional MCU software, the PCS Series can be configured to communicate with up to five remote videoconferencing sites (six sites in total) simultaneously using either an IP (H.323) or an ISDN (H.320) connection. It can also support videoconferences in which the connections are a combination of IP and ISDN using a bridging function. And two PCS Series units – each installed with the optional MCU (H.323) software – can be cascaded with an IP connection to support a maximum of 10 sites simultaneously. Moreover, the PCS-G70 and PCS-G50, have a "Speed matching" function, which maximizes performance by not reducing the higher-speed connection to match the lower-speed connection, as is done with some videoconferencing systems.



Multi-point Videoconferencing at up to 10 Sites

QoS (Quality of Service) Features

When holding a videoconference over a network, a common concern is how to maintain video and audio quality when the performance of the network is changing. The PCS Series provides three advanced functions⁴ to enhance QoS over a network:



With QoS

Without QoS
(simulated images)

Adaptive Rate Control (ARC)

PCS-G70 PCS-G50 PCS-1 PCS-TL33

This function automatically varies the video bit transfer rate to meet changing network conditions.

Auto Repeat reQuest (Real-time ARQ Function)

PCS-G70 PCS-G50 PCS-1 PCS-TL33

The real-time ARQ™ function recovers lost IP packets. This is performed by buffering the packets at the encoder and resending any that are lost.

Forward Error Correction (FEC)

PCS-G70 PCS-G50

This function corrects errors in transmission at the receiving end. If a transmission error occurs, the data can be repaired so that the original audio and video can be reproduced accurately.

⁴ When hybrid mode is selected, the best balance between these QoS functions is automatically set to match network conditions.

Other Features

- Memory Stick Media Support
- Multiple Display Modes
- Easy to Use/Intuitive GUI

Remote Commander Unit

PCS-G70 PCS-G50 PCS-1

Optical Mouse Controller

PCS-TL33



Multi-point Videoconferencing (6-site continuous presence mode)

(simulated image)

OPTIONAL ACCESSORIES

Microphones



Model Name	PCSA-A1	PCSA-A3	PCSA-A7P4**												
Compatible systems	PCS-HG90, PCS-G70, PCS-G50, PCS-1, PCS-TL33	PCS-HG90, PCS-G70, PCS-G50, PCS-1, PCS-TL33	PCS-HG90, PCS-G70, PCS-G50												
Uni/Omnidirectional	Omnidirectional (360 degrees)	Unidirectional (120 degrees)	Unidirectional (120 degrees)												
Embedded Echo Cancelling	No*	No*	Yes												
Frequency Response	14 kHz	14 kHz	14 kHz												
Coverage Area	<table border="1"> <tr> <td>Recommended</td> <td>1.7 to 5 ft (0.5 to 1.5m)</td> </tr> <tr> <td>Acceptable</td> <td>up to 10 ft (up to 3 m)</td> </tr> </table>	Recommended	1.7 to 5 ft (0.5 to 1.5m)	Acceptable	up to 10 ft (up to 3 m)	<table border="1"> <tr> <td>Recommended</td> <td>1.7 to 5 ft (0.5 to 1.5m)</td> </tr> <tr> <td>Acceptable</td> <td>up to 10 ft (up to 3 m)</td> </tr> </table>	Recommended	1.7 to 5 ft (0.5 to 1.5m)	Acceptable	up to 10 ft (up to 3 m)	<table border="1"> <tr> <td>Recommended</td> <td>0.5 to 1.5m (1.7 to 5 ft)</td> </tr> <tr> <td>Acceptable</td> <td>up to 2 m (up to 6.7 ft)</td> </tr> </table>	Recommended	0.5 to 1.5m (1.7 to 5 ft)	Acceptable	up to 2 m (up to 6.7 ft)
Recommended	1.7 to 5 ft (0.5 to 1.5m)														
Acceptable	up to 10 ft (up to 3 m)														
Recommended	1.7 to 5 ft (0.5 to 1.5m)														
Acceptable	up to 10 ft (up to 3 m)														
Recommended	0.5 to 1.5m (1.7 to 5 ft)														
Acceptable	up to 2 m (up to 6.7 ft)														
Recommended Distance from Speaker(s)	5 ft (1.5 m) or more	5 ft (1.5 m) or more	1.5 m (5 ft) or more												
Max Number	2 units (Max. 5 units via PCSA-DSB1S)	2 units (Max. 5 units via PCSA-DSB1S)	80 units (cascaded)												

* Echo Cancelling via PCS Series codec's echo canceller. ** 4 mics per package

Cameras



Model Name	PCSA-CHG90	BRC-H700	EVI-HD1	PCSA-CG70/CG70P	PCSA-CTG70/CTG70P	BRC-300/300P
Compatible systems	HD	HD	HD/SD	SD	SD	SD
Image device	PCS-HG90	PCS-HG90	PCS-HG90, PCS-G70, PCS-G50	PCS-G70, PCS-G50	PCS-G70	PCS-HG90, PCS-G70, PCS-G50
Image device	Three 1/3-type CCD	Three 1/3-type CCD	1/3-type CMOS	Single 1/4-type CCD	Single 1/4-type CCD	Three 1/4.7-type CCD
Zoom ratio	x12 optical zoom (x48 with digital zoom)	x12 optical zoom (x48 with digital zoom)	x10 optical zoom (x40 with digital zoom)	x10 optical zoom (x40 with digital zoom)	x10 optical zoom (x40 with digital zoom)	x12 optical zoom (x48 with digital zoom)
Min. object distance (mm)	500 (Wide), 800 (Tele)	500 (Wide), 800 (Tele)	100 (Wide), -	100 (Wide), 600 (Tele)	100 (Wide), 600 (Tele)	300 (Wide), 800 (Tele)
Pan angle	+/- 170°	+/- 170°	+/- 100°	+/- 100°	+/- 100°	+/- 170°
Tilt angle	+ 90°/- 25°	+ 90°/- 30°	+/- 25°	+/- 25°	+/- 25°	+ 90°/- 30°
Preset positions	6	16	6	6	6	6

Others

Data Sharing Systems



Data Solution Box PCSA-DSB1S
PCSA-G70 PCSA-G50 PCS-1



Data Solution Module PCSA-DSM1***
PCS-TL33 *** The PCSA-DSM1 fits into the rear of the PCS-TL33.

Software



H.323 MCU Software
 PCS-320M1 PCSA-M0G50
PCS-1 PCSA-G50



H.323 MCU Software
 PCS-323M1 PCSA-M3G50 PCSA-M3G70
PCS-1 PCSA-G50 PCSA-G70

ISDN Interface Units



PCSA-PR1
PCSA-G70 PCSA-G50



PCSA-B768S
PCSA-G70 PCSA-G50 PCS-1



PCSA-B384S
PCSA-G70 PCSA-G50 PCS-1

Stands



PCSA-STMG70
PCSA-G70 PCSA-G50



PCSA-STCG70
PCSA-G70 PCSA-G50



PCSA-STG50
PCSA-G70 PCSA-G50 PCS-1

SPECIFICATIONS

		PCS-HG90	PCS-G70	PCS-G50	PCS-1	PCS-TL33
Video						
Signal System Standard		–	PCS-G70S: NTSC, PCS-G70SP: PAL H.261 (Annex D) H.263 (Annex D,F) H.263+ (Annex J) H.263++ (Annex U,W)	PCS-G50: NTSC, PCS-G50P: PAL	PCS-1: NTSC, PCS-1P: PAL	–
			MPEG-4 SP@L3			
			H.239 Video and Presentation Data Support*			
			H.239 Dual Video Stream Support		–	–
Resolution	HD 720p (1280 x 720)		SQCIF (128 x 96, reception only) QCIF (176 x 144) CIF (352 x 288) 4CIF (704 x 576, H.263 only) Interlaced SIF (352 x 480, H.263 or H.264) Interlaced 4SIF (704 x 480, H.263 only)		QCIF (176 x 144) CIF (352 x 288) Interlaced SIF (352 x 480, H.263 only)	QCIF (176 x 144) CIF (352 x 288)
Frame Rate	Max. 60 frames/s		Max. 30 frames/s (H.261, H.263, H.263+, H.263++, H.264, and MPEG-4 SP@L3)			Max. 30 frames/s
			Interlaced SIF Mode (H.263 or H.264 Interlace Mode) Interlaced 4SIF (704 x 480, H.263 only) PCS-G70S: 60 fields/s, PCS-G70SP: 50 fields/s	Interlaced SIF Mode (H.263 or H.264 Interlace Mode) Interlaced 4SIF (704 x 480, H.263 only) PCS-G50: 60 fields/s, PCS-G50P: 50 fields/s	Interlaced SIF Mode (H.263 Interlace Mode) PCS-1: 60 fields/s, PCS-1P: 50 fields/s	
Audio						
Bandwidth and Coding	MPEG-4 AAC Stereo: 22 kHz (Aux In / Mic In) at 192 kb/s (Fs = 48 kHz), (default)	–	–	–	–	–
	MPEG-4 AAC Mono: 22 kHz (Aux In / Mic In) at 96 kb/s (Fs = 48 kHz)	–	–	–	–	–
	MPEG-4 AAC Stereo: 44 kHz (Aux In) / 22 kHz (Mic In) at 192 kb/s (Fs = 96 kHz)	–	–	–	–	–
	MPEG-4 AAC Mono: 44 kHz (Aux In) / 22 kHz (Mic In) at 96 kb/s (Fs = 96 kHz)	–	–	–	–	–
	G.711: 3.4 kHz at 56 kb/s, 64 kb/s					
	G.722: 7.0 kHz at 48 kb/s, 56kb/s, 64kb/s					
	G.728: 3.4 kHz at 16 kb/s					
	–	G.722.1: 7.0 kHz at 24/32 kb/s (H.323)				–
	–	G.723.1: 3.4 kHz at 5.3/6.3 kb/s (H.323)				–
	–	G.729: 3.4 kHz at 8 kb/s (H.323)				–
	–	MPEG-4 AAC (mono): 14 kHz at 64/96 kb/s (H.323), 48 kb/s (H.320)				MPEG-4 AAC (mono): 14 kHz at 64/96 kb/s
Echo Cancellation	Noise Suppressor Automatic Gain Control Included Stereo Echo-canceling Supported for Audio Frequencies up to 22 kHz		Monaural Echo-canceling Supported for Audio Frequencies up to 14 kHz			
Graphics						
XGA	1024 x 768 (XGA)		1024 x 768 (H.263) with PCSA-DSB1S		1024 x 768 (H.263) with PCSA-DSB1	1024 x 768 (H.263) with PCSA-DSM1
4CIF	–		704 x 576 (H.261 Annex D and H.263)			
Transmission Speed						
IP Connection	512 kb/s to 8 Mb/s (8192 kb/s)		56 kb/s to 4096 kb/s**		56 kb/s to 1920 kb/s	64 kb/s to 2048 kb/s
ISDN Connection	–		56 - 1920 kb/s with PCSA-PRI		–	–
	–		56 - 768 kb/s with PCSA-B768S		–	–
	–		56 - 384 kb/s with PCSA-B384S		–	–
ITU-T Standards (excludes audio/video and encryption standards)						
	H.323 (HD video only)		H.320, H.323			H.323
	H.281 FECC (Far End Camera Control)					
	H.245					
	H.225.0					
	–	H.221				–
	–	H.242				–
	–	H.243				–
	–	H.460.18				–
	–	H.460.19				–
	–	H.350				–
	–	T.120				–
Network Protocols						
	TELNET (Server), HTTP (Server), FTP (Server), SNMP (Agent), DNS (Client), DHCP (Client), RTP/RTCP, TCP/UDP, ARP		TELNET (Server), HTTP (Server), FTP (Server), SNMP (Agent), DNS (Client), DHCP (Client), RTP/RTCP, TCP/UDP, ARP, SIP			
Multipoint Capabilities						
	Up to 4 sites Full Screen Display Only (Broadcast or Voice Activated Mode)		Up to 6 Sites (Broadcast, Voice Activated, or Continuous Presence Mode)***			–
			Up to 10 Sites (Broadcast or Voice Activated Mode)****			
Lip Synchronization						
	Manual (On/Off)					
Encryption						
	H.235		H.233, H.234, H.235			H.235
	–		Sony Proprietary AES Encryption			
Network Features						
QoS (Quality of Service)	FEC, ARC, Real-time ARQ, IP Precedence, DiffServ				ARC, Real-time ARQ, IP Precedence, DiffServ	
NAT	Network Address Translation					
UPnP	–		Universal Plug and Play			
Remote Commander Unit*						
Unit	Format Wireless SIRCS					–
Interfaces						
Video	IN	HD-SDI x2 (HD Camera/HD VTR etc.) Y/Pb/Pr x1 (HD Camera/HD VTR etc.) S-Video x1 (SD Camera/SD VTR etc.) RGB (D-sub 15) x1 (PC:VGA, SVGA, XGA, SXGA)	D-Sub 15-pin Dedicated Camera I/F x2 S-video or Composite input x2 (switchable with conversion connector)	D-Sub 15-pin Dedicated Camera I/F x1 S-video or Composite input x1 (switchable with conversion connector)	D-Sub 15-pin Dedicated Camera I/F x1 S-video input x1 Composite input x1	RGB input x1 (mini D-sub 15-pin)
	OUT	HD-SDI x1 (Far Video) Y/Pb/Pr x1 (Far Video) Y/Pb/Pr x1 (Near Video)	S-video output x2 (for main/sub monitor) S-video output x5 (for individual sites in MCU) Composite output (AUX) x1 RGB output x1	S-video output x2 (for main/sub monitor) Composite output (AUX) x1 RGB output x1	S-video output x2 (for main/sub monitor) Composite output x1 RGB output x1	

* The optional Data Solution Box or Module is required to send presentation data.

** When the H.261 video standard is used, up to 2Mb/s is supported.

*** Requires optional MCU software. IP/ISDN Bridging is possible.

**** Requires optional MCU software. Connections between base units must be IP (H.323). IP/ISDN Bridging is possible.


	PCS-HG90	PCS-G70	PCS-G50	PCS-1	PCS-TL33
Interfaces					
Audio	IN	XLR x2 (L/R, Line Level to Audio Mixer) XLR x2 (L/R, Aux1, Line Level to Audio Mixer) RCA x2 (L/R, Aux2, Line Level to VCR, DVD, etc) External analog microphone input Mini-jack (Plug in power) x2 External digital microphone input x2	Line input RCA x1 AUX input RCA (bypass echo canceller) x1 External analog microphone input Mini-jack (plug in power) x2 External digital microphone input x2	Line output RCA x2 (one mixed output) Internal microphone x1 Line input RCA x1 External analog microphone input Mini-jack (Plug in power) x2	External analog microphone input Mini-jack (plug in power) x1
	OUT	XLR x2 (L/R, Far, Line Level) XLR x2 (L/R, Mix, Far + Near for Rec, Line Level) RCA x2 (L/R, Mix, Far, Line Level)	Line output RCA x2 (one mixed output)		External headphone output (mini-jack) x1
Network	10Base-T/100Base-TX	10Base-T/100Base-TX, External ISDN Unit I/F			10Base-T/100Base-TX
Control	Wired SIRCS In x1 for Remote Commander Unit RS-232C x1, VISCA x2	SIRCS IR Out x2 Wired SIRCS In (Control-S) x1 RS-232C x1, VISCA x2	SIRCS IR Out x2 Wired SIRCS In (Control-S) x1 RS-232C x1, VISCA x1	SIRCS IR Out x1 RS-232C x1 IR for Remote Commander Unit x1	RS-232C x1
DSB I/F or DSM I/F	–	Dedicated D-Sub 15			Dedicated Connector
Memory Stick I/F	Memory Stick slot x 1				
Memory Stick Support	Memory Stick, Memory Stick PRO™ (2GB or less), Memory Stick Duo™ with adaptor, Memory Stick PRO Duo™ with adaptor (2GB or less), MagicGate™ Memory Stick/MagicGate Memory Stick Duo with adaptor containing files without content protection technology			Memory Stick, Memory Stick Duo with adaptor, MagicGate Memory Stick/ MagicGate Memory Stick Duo Media with adaptor containing files without content protection technology	Memory Stick, Memory Stick PRO (2GB or less), Memory Stick Duo with adaptor, Memory Stick PRO Duo with adaptor (2GB or less), MagicGate Memory Stick/MagicGate Memory Stick Duo Media with adaptor containing files without content protection technology
Camera Unit					
	Not Supplied		Supplied Camera Unit		Integrated Camera
Image Device	–		1/4-type CCD		1/3.8-type CMOS
Resolution	–		Approx. 380,000 Pixels (effective Pixels)		Approx. 1.28 Million Pixels (effective Pixels)
Focus	–		Auto/Manual Pan Focus		
IRIS	–		Auto/Manual		
Zoom Ratio	–		x 10 Optical Zoom, x 40 with Digital Zoom		x3 Digital Zoom
Pan Angle/Speed	–		±100° (max 300° /sec)		Digital Pan/Tilt
Tilt Angle/Speed	–		±25° (max 125° /sec)		(horizontal viewing angle approx. 87°)
Preset	–		Up to 6 Positions		
S/N	–		More Than 50 dB		–
Others Features	–		Backlight Compensation, Auto White balance		
Display					
LCD	–				17.1-inch Widescreen*****
Aspect	–				15:9
Resolution	–				1280 x 768 (WXGA)
Brightness	–				410 Cd/m2 (max.)
Response	–				13 ms
Contrast Ratio	–				600:1
Viewing Angle	–				Greater Than 176°
Colors	–				16.7 Million
General					
Operating Temperature	41° to 95 °F (5° to 35 °C)				
Operating Humidity	20 to 80% (non condensing)	30 to 70% (non condensing)			20 to 80% (non condensing)
Storage Temperature	-4° to 140 °F (-20° to 60 °C)	-4° to 131 °F (-20° to 55 °C)			-4 to 140 °F (-20 to 60 °C)
Storage Humidity	25 to 80% (non condensing)	25 to 75% (non condensing)			20 to 80% (non condensing)
Power Requirements	AC 100 to 240 V, 50/60 Hz	PCS-G70S: AC 120 V, 50/60 Hz PCS-G70SP: AC 220 to 240 V, 50/60 Hz	PCS-G50: AC 120 V, 50/60 Hz PCS-G50P: AC 220 V to 240V, 50/60Hz	PCS-1: AC 120 V, 50/60 Hz PCS-1P: AC 220 to 240 V, 50/60 Hz	AC 100 to 240 V 50/60 Hz
Power Consumption	–	DC 19.5 V, 5 A		DC 19.5 V, 3.5 A	DC 19.5 V, 6.15 A
Current	1.8 A	–			
Main Unit Dimensions (W x H x D)	17 3/8 x 6 x 17 3/4 inches (440 x 150 x 450 mm), excl. projections	16 5/8 x 2 7/8 x 10 inches (420 x 70 x 254 mm), excl. projections	16 5/8 x 2 5/8 x 10 inches (420 x 66 x 254 mm), excl. projections	10 1/4 x 2 1/4 x 6 3/4 inches (258 x 54 x 171 mm), excl. projections	16 3/4 x 16 1/2 x 10 1/4 inches (424 x 419 x 258 mm), incl. stand
Main Unit Weight	28 lbs 11 oz (13 kg)	11 lbs 11 oz (5.3 kg)	10 lbs 2 oz (4.6 kg)	2 lbs 14 oz (1.3 kg)	17 lbs 10 oz (8 kg)
System Components and Supplied Accessories					
					Optical Mouse
					–
		IR Repeater x2			–
		Manganese Battery for Remote Commander Unit x2			–
		Operating Instructions CD-ROM			
		Worldwide Warranty Booklet			
		Before Using this Unit			Quick Start Guide
		Quick Connection Guide/Remote Commander Guide			Quick Connection Guide/Quick Operation Guide
		Connection Sheet			–
		Audio Cable (1.0 m)			–
		S-Video Cable (1.5 m)			–
		Mini DIN 7-pin to RCA Conversion Connector x2 Video Converter Cable (0.15m) x2	Mini DIN 7-pin to RCA Conversion Connector x1 Camera Unit (includes dedicated 3 m camera cable) x1 VISCA Cable (0.15m) x1 Omnidirectional Microphone x1 Video Converter Cable (0.15m) x1	Camera Unit (includes dedicated 0.25 m camera cable) x1 Velcro Strips for Terminal x2 Double-sided Tape for Camera Unit x3	–

***** Viewable area, measured diagonally.

SONY

Sony Electronics Inc.
1 Sony Drive
Park Ridge, NJ 07656
www.sony.com/conferencesolutions

VC-0173 (MK10422V1)

©2007 Sony Electronics Inc. All rights reserved.
Reproduction in whole or in part without written permission is prohibited.
Features and specifications are subject to change without notice.
All non-metric weights and measurements are approximate.
Sony, IPELA, Remote Commander, Real-Time ARQ, Intelligent QoS, , and Memory Stick/ Memory Stick Pro/ Memory Stick Duo/ Memory Stick Pro Duo/ Magicgate are trademarks of Sony.

Printed in USA (10/07)